

SEVENTH-DAY ADVENTIST CHURCH OF
AMARILLO

EAGER BEAVER



WORKBOOK

NAME: _____

LETTER TO PARENTS:

Dear Parents,

Welcome to the Eager Beaver program! This program is designed for kindergarten-age boys and girls. The Eager Beaver program and its curriculum are separate from the Adventurer program. In fact, the Eager Beaver program is different from both the Pathfinder and Adventurer programs primarily because it involves a parent-child partnership, while the Adventurer and especially the Pathfinder programs are club organizations. Ideally, parents and their children will do the Eager Beaver activities together at home, but the program can also be done in groups.

This workbook has been developed so that you, your child and the curriculum instructor of the Adventurer Club are all working together to complete the class work requirements to move on from an Eager Beaver to the next phase in the Adventurer's Club. As each requirement is completed your Eager Beaver will color in the coloring page or complete the specified instructions. The club director will check that requirements are completed and keep separate record of their completion.

Crafts are not specifically mentioned in any of the Beaver Chips; however, several Chips have craft concepts. As parents, you are encouraged to do as many separate craft activities as you wish. The crafts should be simple enough to complete in one sitting. Eager Beavers definitely need "hands-on" activities. Crafts will be done in some Adventurer sessions but if you would like some ideas for home crafts, let the Adventurer director know.

When working on Eager Beaver Chips, don't try to finish an entire chip in one evening; take about 15 minutes to complete a few requirements and go on to the next activity. That way you won't lose their attention as quickly.

The Eager Beaver program enables parents and other adults to work together with children to reach specific goals during the year. Children of this age level enjoy participating in activities and are not particularly motivated by the promise of a reward for their efforts. Your child will enjoy doing the requirements; learning is its own reward.

Quality time with your child is a most important aspect in developing a solid lifelong relationship with your child. This guide will provide a structured opportunity to spend quality time with the most precious possession you will ever have – your child.

May God bless you in your efforts for your child.

EAGER BEAVER PLEDGE

“Jesus loves me, and I want to do my best for Him.”



THE LORD'S PRAYER

Matthew 6:9-13

Our Father which art in heaven, hallowed be Thy name.
Thy Kingdom come. Thy will be done in earth, as it is in heaven.

Give us this day our daily bread

And forgive us our debts, as we forgive our debtors.

And lead us not into temptation, but deliver us from evil;

For Thine is the Kingdom and the Power

And the Glory forever.

Amen.




TALK TO JESUS



FOURTH COMMANDMENT

Exodus 20:8-11

“Remember the Sabbath day by keeping it holy.
Six days you shall labor and do all your work.”



FIFTH COMMANDMENT

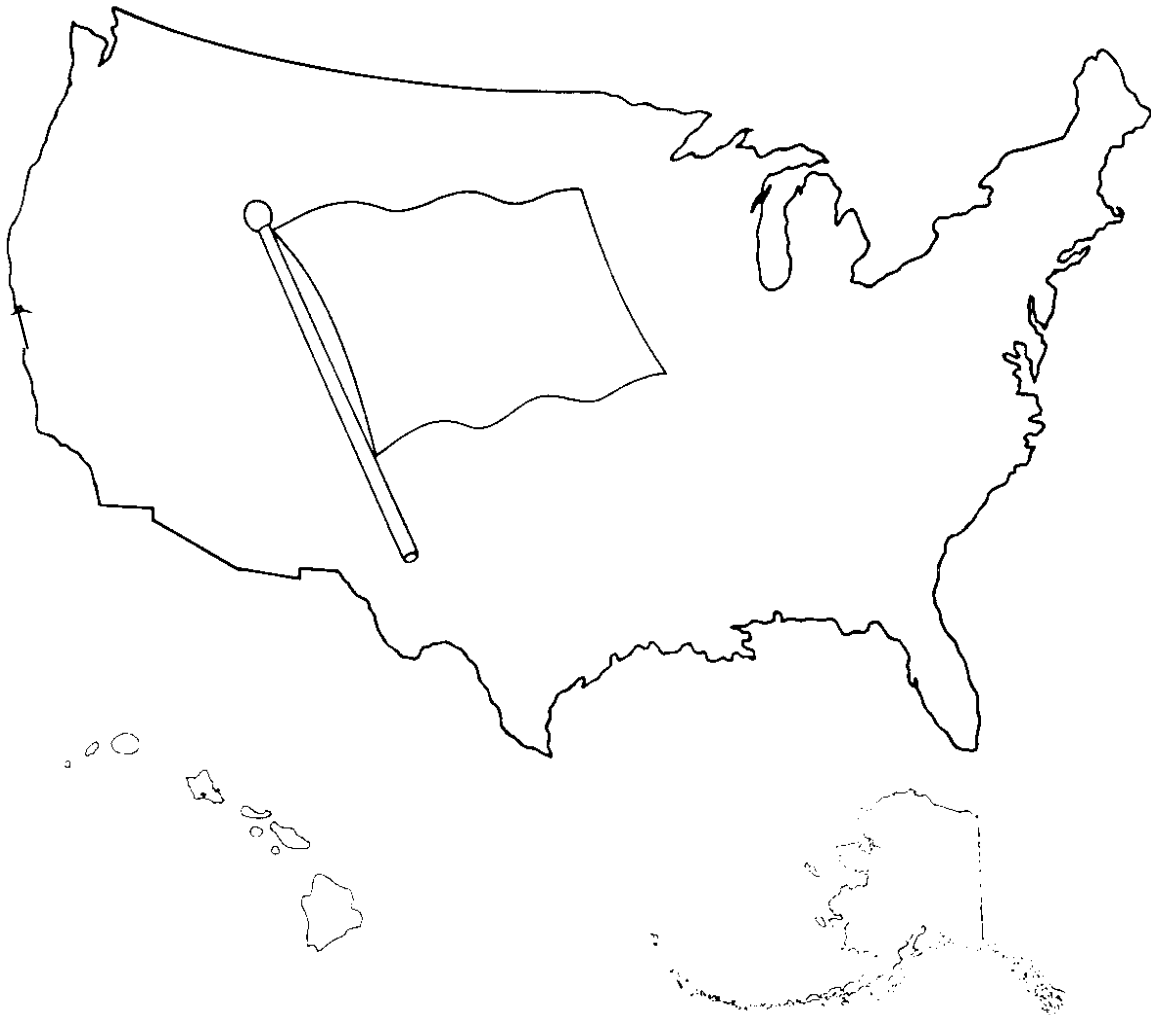
Exodus 20:12

“Honor your father and mother, so that you may live long in the land the Lord your God is giving you.”



PLEDGE OF ALLEGIANCE

“I pledge allegiance to the flag of the United States of America, and to the republic for which it stands; one nation under God, indivisible, with liberty and justice for all.”



BIBLE STORY

Read a Bible Story and then draw a picture about it.

The title of the book I read was: _____

NATURE STORY

Read a Nature Book and then draw a picture about it.


The title of the book I read was: _____

FAVORITE STORY

Read your Favorite Book and then draw a picture about it.

The title of the book I read was: _____

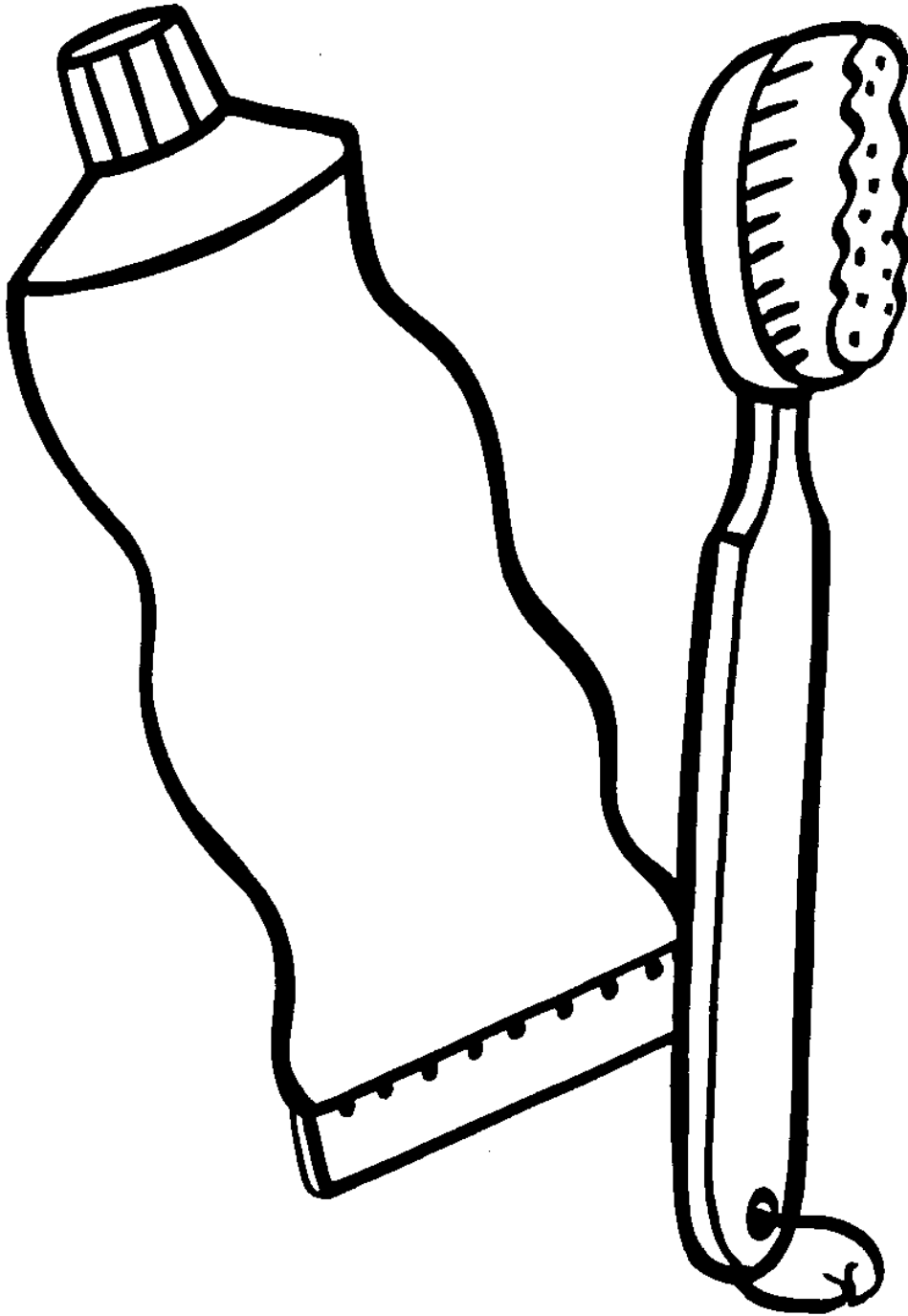
I CAN TIE MY SHOES




I CAN COMB MY HAIR



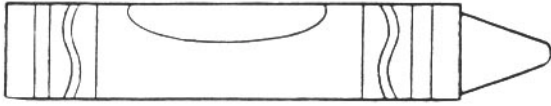
I CAN BRUSH MY TEETH




I CAN DRESS MYSELF



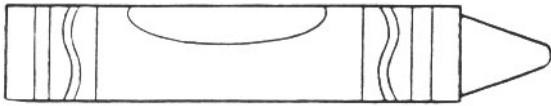
COLORS



Red



Blue




Green



Yellow




Black



Purple



White




Orange




Brown

PRIMARY COLORS


Red, Blue, Yellow



Red




Blue




Yellow

SECONDARY COLORS


Orange, Green, Purple



Orange



Green



Purple

I WAS A BIG HELP

Help with a task for one week

(wash or dry dishes, empty the dishwasher, hang own clothes, make own bed, or take out trash)

Draw a picture of what you did.

I HELPED SOMEONE IN NEED

Their name was: _____

We took them: _____



MAKE A CARD FOR A SICK FRIEND

We made a card for: _____



OUTDOORS

We packed a lunch and went: _____

Draw a picture of what you did.

ELLEN WHITE

Draw a picture about the book you read.

The title of the book I read was: _____

Two books on Ellen White are...
God Spoke To A Girl – by Dorothy Nelson
Where's Moo Cow? / Tig's Tale – by Paul B. Ricchiuti

PHILLIPIANS 4:4


“Rejoice in the Lord always; and again I say rejoice.”



MEMORY VERSE

Genesis 1:1

“God created the heavens and the earth.”



MEMORY VERSE

1 John 4:19


“We love him, because he first loved us.”



MEMORY VERSE

1 Peter 5:7

“Casting all your care upon him; for he cares for you.”



EAGER BEAVER CHIPS

Complete at least 12 Beaver Chips

1. _____
2. _____
3. _____
4. _____
5. _____
6. _____
7. _____
8. _____
9. _____
10. _____
11. _____
12. _____

Extra Chips Earned

EAGER BEAVER CHIPS

Nature



Animals



Birds



Gadgets and Sand



Pets



God's World



Animal Homes

Physical Activity



Beginning Biking



Beginning Swimming



Know Your Body



Scavenger Hunt



My Community Friends



Bible Friends

Crafts



Jigsaw Puzzle



Shape & Sizes



Sponge Art



Toys

Miscellaneous



Alphabet Fun



Crayons & Markers



Helping Mommy



Manners Fun



Left and Right



Fire Safety

CRAFTS

Complete at least 6 separate craft projects

We Made:

1. _____
2. _____
3. _____
4. _____
5. _____
6. _____